

Important! Always backup your information and data first before installing any programs.



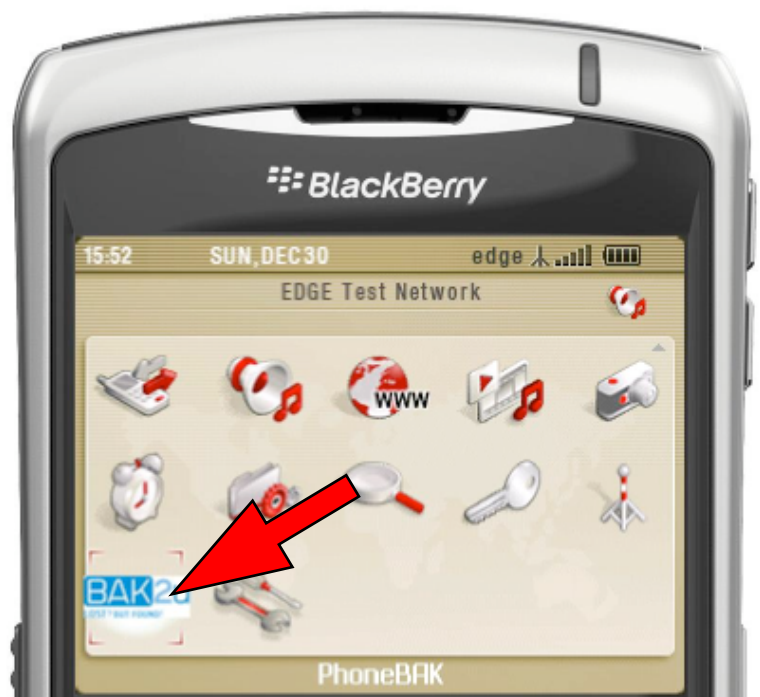
- Connect the BlackBerry device to your computer
- Open BlackBerry Desktop software/manager* (Install from Blackberry CD)*
- Add the following files in the Desktop manager PhoneBAK.alx, BAK2u.alx, Stealth.alx & BAK2uService.alx

*<https://www.blackberry.com/Downloads>

Setup: Preparations

Press *#06# on your device, to retrieve the IMEI Number. Note it down for Activation.

Start the BAK2u PhoneBAK BB program (See arrow on left)



Setup: Activation

Visit the webpage* (<http://bak2u.com/activatePhonebak2.php>) and with the given **Activation Pin**, register to retrieve the unlock key.

Important! Under 'Operating System' select 'Blackberry'

*<http://www.bak2u.com/activatePhonebak2.php>

Operating System	Symbian 7, 8, 8.1 *
Phone Model (E.g. Nokia N95, Dopod C800)	Symbian 7, 8, 8.1 *
IMEI Number	Symbian 9 *
Activation PIN	PDA *
	Sony Ericsson *
	Blackberry *

Keep a copy of the 'Unlock Key' for future references. BAK2u do not keep a record of it due to security reason.

Setup: Password

Enter and confirm a any new password and then click 'Save'



Setup: Security settings

Go to Options > Security Options > Application Permissions > PhoneBAK

Select Menu option Edit Permissions, set the following:

Connections: Allow

Interactions: Allow

User Data: Allow

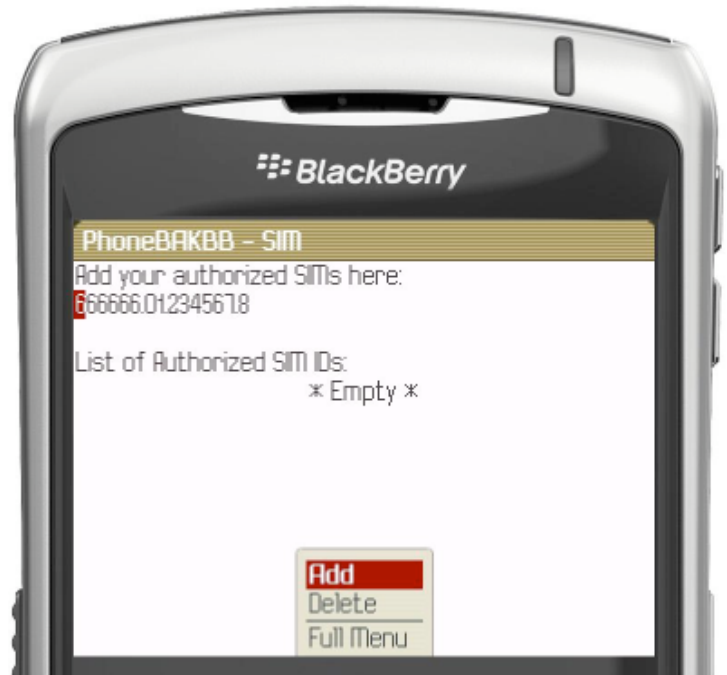
Apply the same permissions '**Allow**' to > **Stealth**

Setup: Add New SIM Card(s)

Replace existing SIM card with another new one to allow it to self detect by the program.

Click 'Add' or 'Delete' to update.

Unlimited number of SIM cards can be supported.



Setup: Predefined Phone Numbers

Enter mobile phone number(s) then click 'Add'

Example: 9123456, +65 9123456 (Country Code, Area Code)

Unlimited number of SIM cards can be supported.

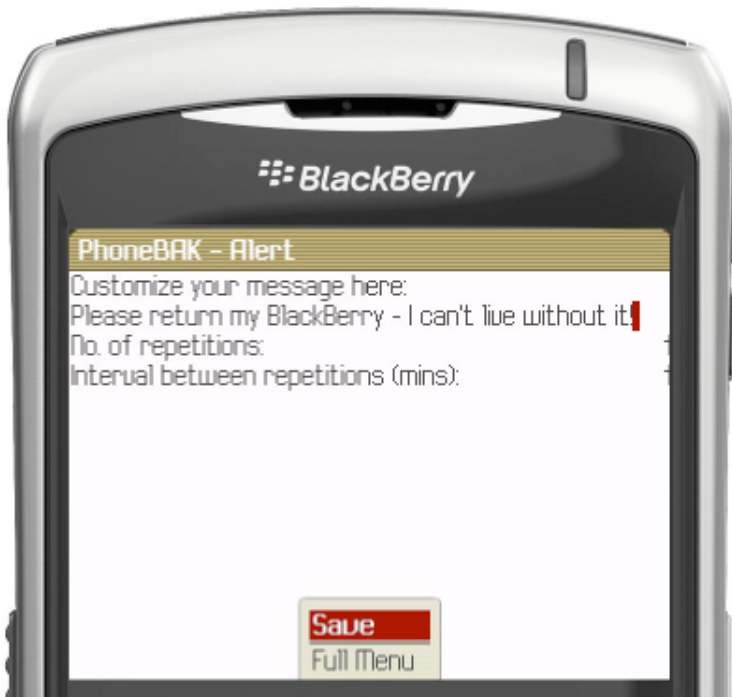
Do not enter your own mobile phone number to the same Blackberry device!

Setup: Email

Enter email address(es) then click 'Save'

Example: bak2u@hotmail.com

Do not enter your own email address to the same Blackberry device!



Setup: Alert

Customize your message to alert your spouse, colleague or I.T. department personnel.

Repetitive alerts can also be set according to the number of times and number of minutes to unlimited number of pre-defined mobile phone numbers!

Example: Repeats 5 times of the alerts, at an interval of 3 mins.

Wipeout

When the phone is lost, user just send an SMS in the format "**BAK2u wipe PASSWORD**" where PASSWORD is replaced by the user's password stored in PhoneBAK BB program.

For example: "BAK2u wipe 12345" where the PASSWORD is '12345'

Content of the following will be wiped out:

Contacts, Categories, Emails, Phone Logs, Events, Memos, To Do Lists, Home User Subfolders

Questions?

Contact us @
<http://www.bak2u.com/contactus>